

# HIGH QUALITY REFURBISHED UNIT TO LET

NEW OFFICES/  
KITCHEN FACILITIES

AMPLE POWER  
SUPPLY

LARGE DEDICATED  
YARD

**LUNA** 9,478 SQ FT (881 SQ M)

WAREHOUSE 9,220 SQ FT (857 SQ M) OFFICE/KITCHEN 258 SQ FT (24 SQ M)

[globeindustrialpark.co.uk](http://globeindustrialpark.co.uk)



NEW TO

**GLOBE**  
INDUSTRIAL PARK

1 GLOBE LANE,  
DUKINFIELD,  
MANCHESTER SK16 4RE





**GLOBE INDUSTRIAL PARK IS AN  
IMPRESSIVE SECURE INDUSTRIAL PARK  
COMPRISING 560,000 SQ FT ON 30 ACRES**

**SPECIFICATION INCLUDES:**

- > 3.5m eaves height
- > 3 electric roller shutter doors
- > Large yard
- > Lighting
- > Extensive areas of hardstanding
- > Ample power supply
- > Reception, office & kitchen facilities

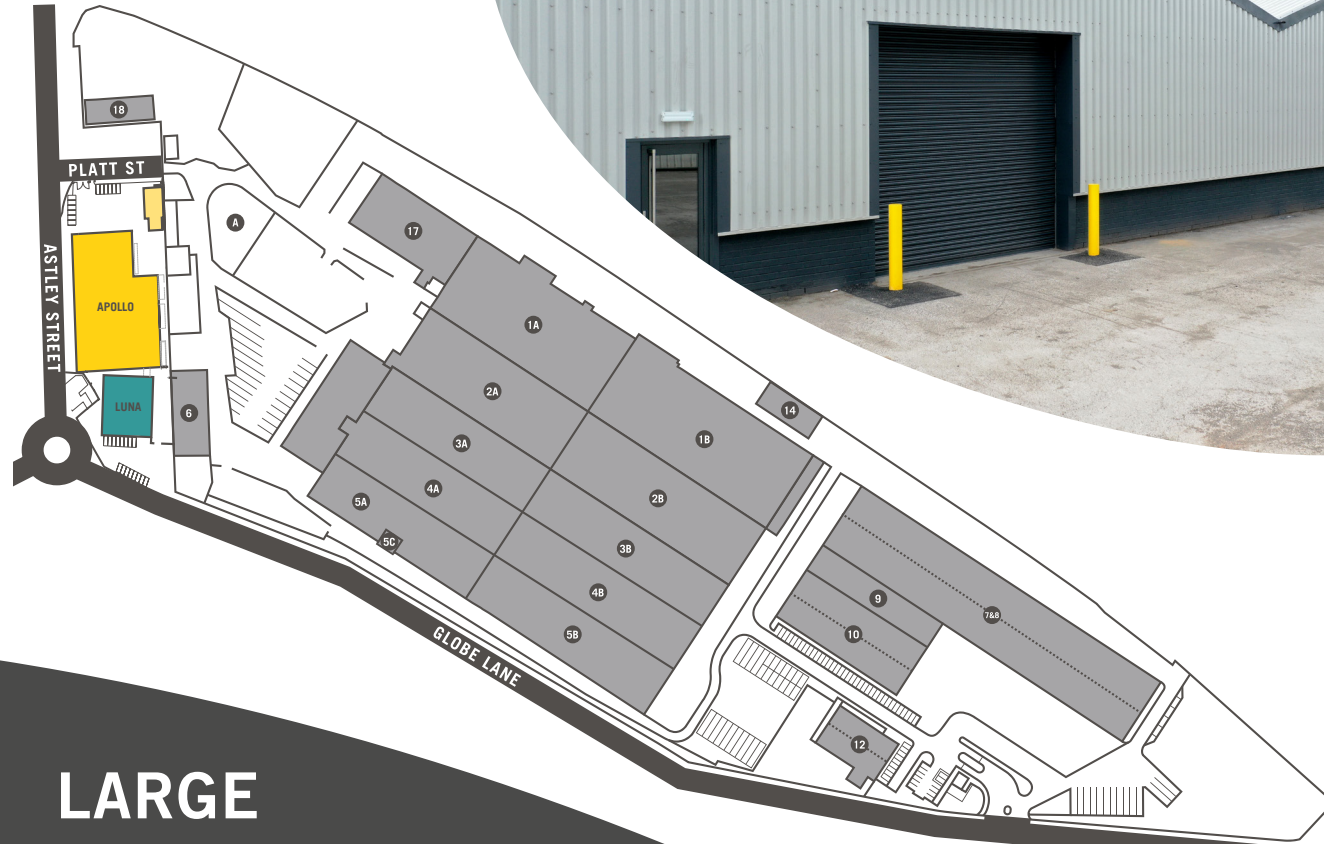
**EXCELLENT QUALITY  
WAREHOUSE  
ACCOMMODATION**





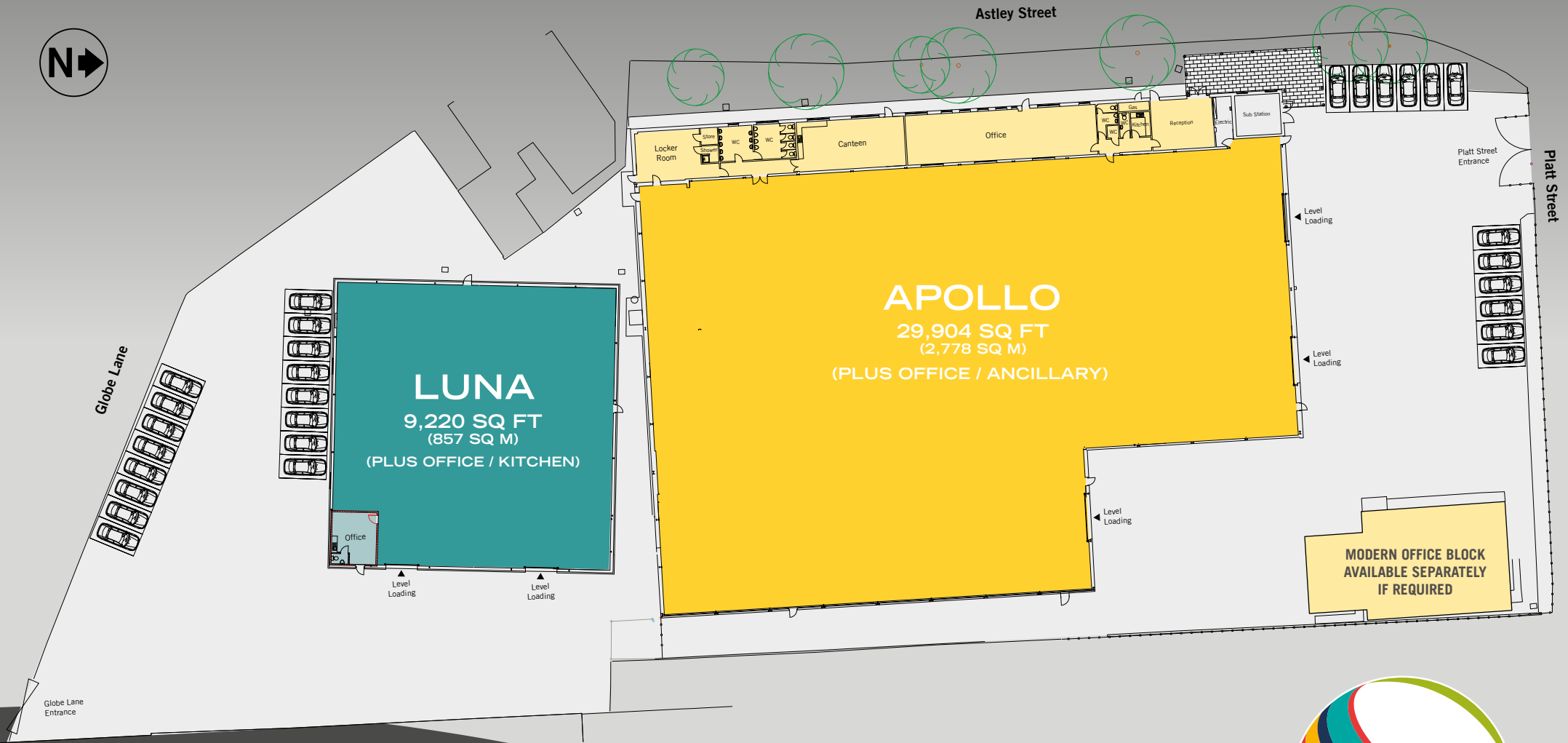
Luna @ Globe Industrial Park is strategically located East of Manchester with excellent access to J23 of the M60 Orbital within 2 miles and J1 of the M67 motorway which in turn offer access to the national motorway conurbations.

The estate and the unit have both undergone recent refurbishments.



**LARGE**  
**9,478 SQ FT**  
**(881 SQ M)**  
**FLOOR SPACE**  
**AVAILABLE**





**LUNA** 9,478 SQ FT (881 SQ M)



Globe Industrial Park is strategically located East of Manchester with excellent access to J23 of the M60 Orbital within 2 miles and J1 of the M67 motorway which in turn offer access to the national motorway conurbations.



## DISTANCES

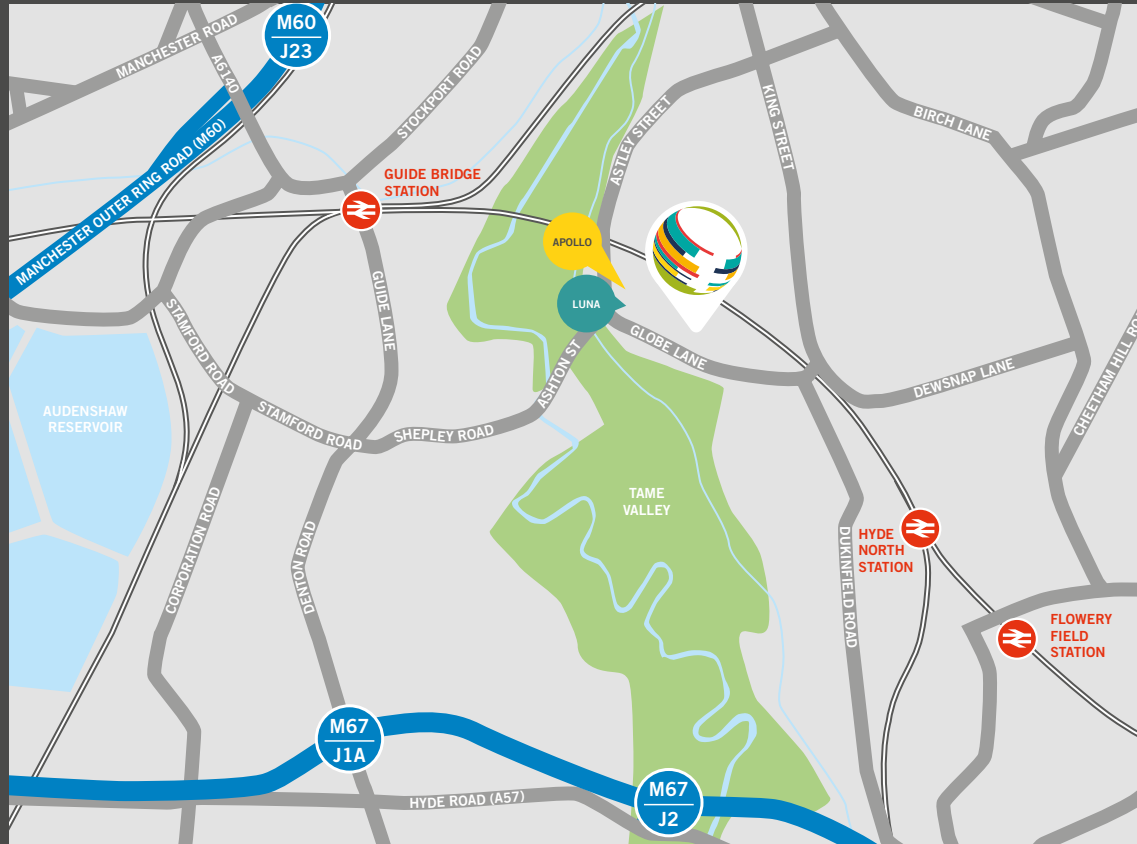
JUNCTION 23 M60	2 MILES
JUNCTION 1A M67	2 MILES
JUNCTION 3 M67	2 MILES
MANCHESTER	5 MILES
LEEDS	41 MILES
LIVERPOOL	42 MILES
BIRMINGHAM	90 MILES



NEW TO

**GLOBE**  
INDUSTRIAL PARK

GLOBE LANE, DUKINFIELD,  
MANCHESTER SK16 4RE



## VIEWINGS

Strictly by appointment with the joint letting agents.

For further information or to arrange a viewing please contact the joint letting agents:

**Alex Palfreyman**  
APalfreyman@savills.com

**Emily Crawford**  
emily.crawford@savills.com

**Andrew Littler**  
andrew@littlerandassociates.co.uk

**Tracy Myers**  
tracy@littlerandassociates.co.uk



## TERMS

Luna 1 Globe Lane is available To Let for a term of years to be agreed.

## RENT

On application.

## VAT

Charged where applicable at the prevailing rate.

## EPC

The unit has an EPC rating of "A 23".



## LEGAL COSTS

Each party is responsible for their own legal costs incurred in any transaction.

Important: Littler and Associates nor Savills for themselves and for the vendor/lessor of this property whose agents they are give notice that (i) these particulars do not constitute any part of an offer or contract (ii) all statements contained in these particulars are made without responsibility on the part of Littler and Associates nor Savills or the vendor/lessor and nothing contained in these particulars is to be relied upon as a statement or representation of fact; (iii) any intending purchaser/lessee must satisfy himself by inspection or otherwise as to the correctness of each of the statements contained in these particulars; (iv) the vendor/lessor does not make or give and neither Littler and Associates nor Savills nor any person in their employment has any authority to make or give any representation or warranty whatever in relation to this property; (v) all rentals and prices are exclusive of VAT Brochure compiled May 2024. Designed and produced by Richard Barber & Co. www.richardbarber.co.uk