



Enterprise Park

Seamans Way / Manchester Road / Ince-In-Makerfield / Wigan / WN2 2LE

FOR SALE
DEVELOPMENT PLOTS



2.19 ACRES

4.4 ACRES

PLOT A - 4.40 ACRES
PLOT B - 2.19 ACRES
TOTAL - 6.59 ACRES

**Suitable for a variety of
uses (subject to planning)**



Description


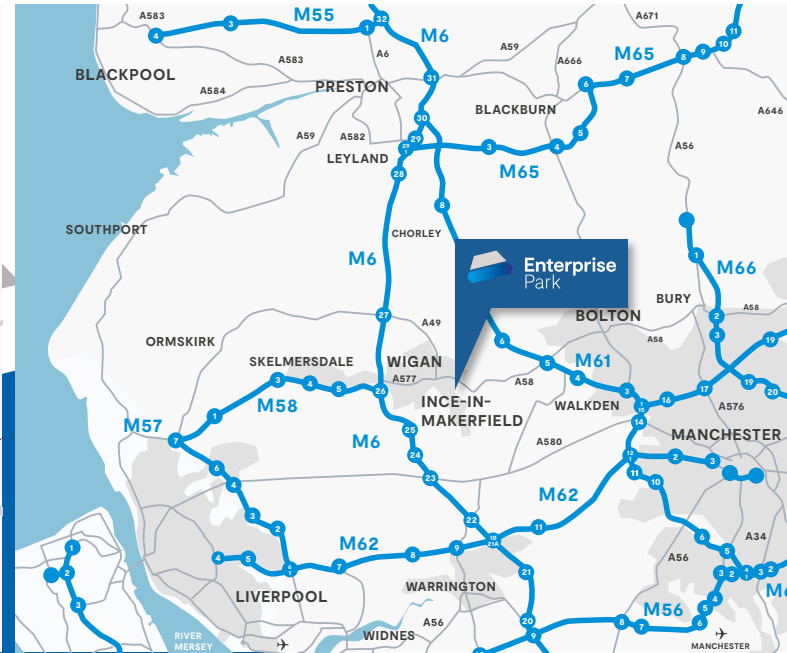
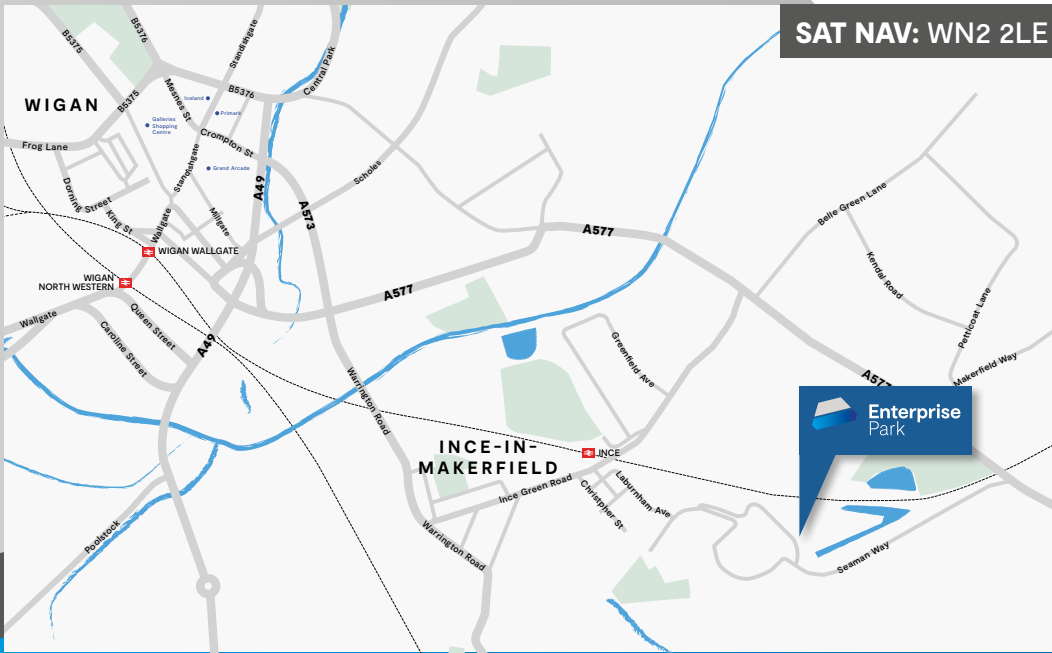
Comprising generally level and clear development land extending to 6.59 acres in total and available for sale in plots from circa half an acre.

Planning

The site is allocated as a Primary Employment Area. Interested parties should make their own enquiries with Wigan Council.



SAT NAV: WN2 2LE



Location

Situated 1.5 miles east of Wigan town centre, on the northern edge of Ince-in-Makerfield, Enterprise Park is 4.5 miles from Junction 26 of the M6 and 6 miles from Junction 5 of the M61.

Access to the site is via Seamans Way, which is directly off the A577 Manchester Road.

Terms

The development plots are available to purchase freehold, either individually or combined.

Price

On application.

Legal Costs

Each party shall be responsible for their own legal costs incurred in this transaction.

Data Room

Access to a data room with technical information on the site is available on request.

Further Information

Please contact the sole agents for further information and viewing arrangements.

LITTLER & ASSOCIATES
01942 252803
www.littlerandassociates.co.uk

Tracy Myers

E tracy@littlerandassociates.co.uk

Jennifer Douglas Littler

E jennifer@littlerandassociates.co.uk

Andrew Littler

E andrew@littlerandassociates.co.uk

B8
01925 320 520
www.b8re.com

Jon Thorne

E jon@b8re.com

Thomas Marriott

E thomas@b8re.com